



## PK 23500 *Performance*

**PALFINGER**



### MINIMAL DEAD WEIGHT AND GREAT OUTREACH

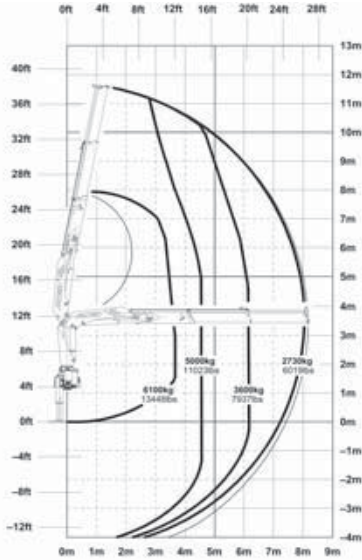
With up to six hydraulic extensions and its impressive lifting capacity the PK 23500 *Performance* competes in the big league when it comes to handling any job. Particularly safe and convenient to control, it features three stabiliser spreads and (as an option) supports which can be swivelled upwards automatically.



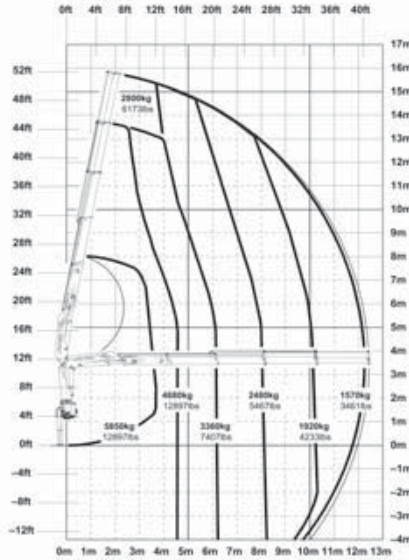
# SAFE AND EFFICIENT



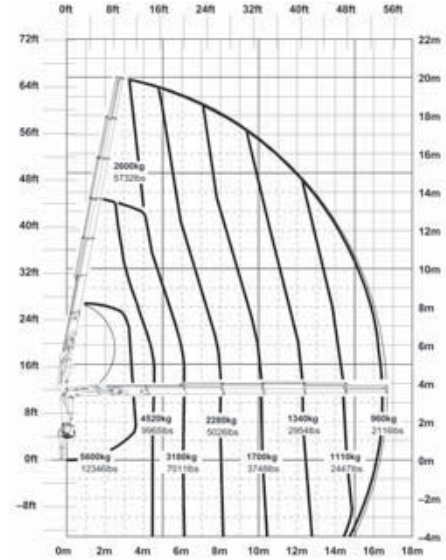
**PK 23500 Performance A**



**PK 23500 Performance C**

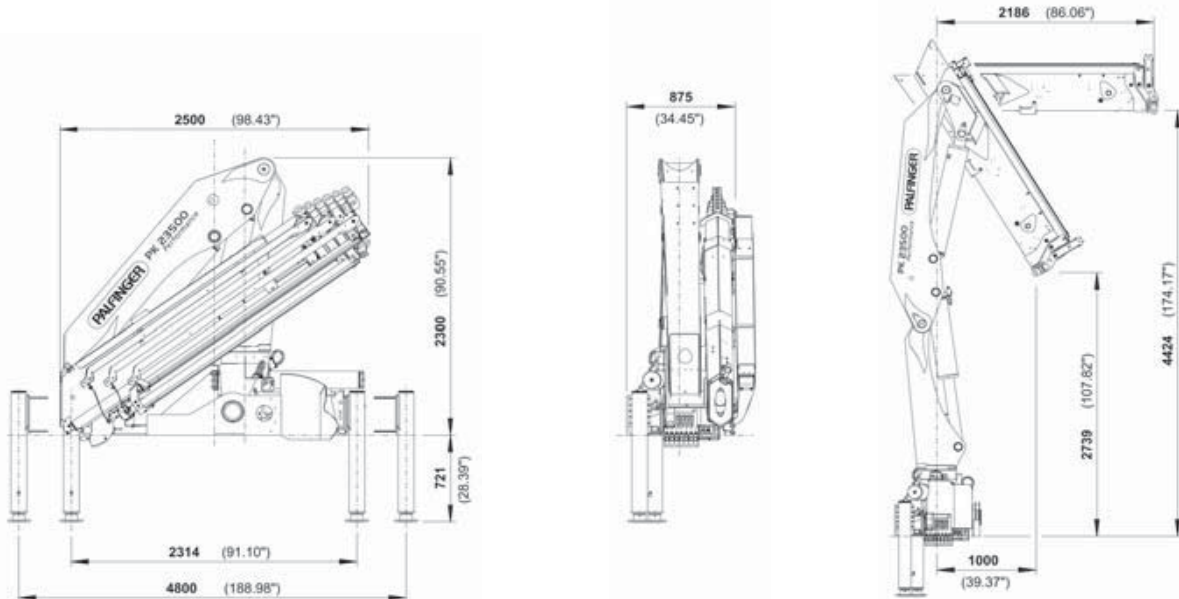


**PK 23500 Performance E**



PK 23500 Performance		
Technical Specifications (EN 12999 H1-B3)		
Max. lifting moment	23.0 mt/226.0 kNm	166630 ft.lbs
Max. lifting capacity	6100 kg/59.8 kN	13450 lbs
Max. hydraulic outreach	16.7 m	54' 9"
Max. manuel outreach	18.8 m	61' 8"
Max. outreach (with fly-jib)	25.1 m	82' 4"
Slewing angle	400°	

PK 23500 Performance		
Standard crane		
Slewing torque	3.0 mt/29.9 kNm	22050 ft.lbs
Outreach	8.2 m	26' 11"
Stabilizer spread standard	4.8 m	15' 9"
Stabilizer spread maximal	6.6 m	21' 9"
Fitting space required	2.50 m	8' 2"
Width folded	0.9 m	2' 10"
Max. operating pressure	300 bar	4350 psi
Recommended pump capacity	from 50 l/min	11.0 imp.gal./min 13.2 US gal./min
	to 75 l/min	16.5 imp.gal./min 19.8 US gal./min
with RC- and LS-system	from 65 l/min	14.3 imp.gal./min 17.2 US gal./min
	to 80 l/min	17.6 imp.gal./min 21.1 US gal./min
Dead weight standard crane	2346 kg	5170 lbs



Applications shown in the leaflet do not always correspond to the standard specifications. Design and specification are subject to change without prior notice. Country-specific regulations must be considered for the crane installation.

